



1100 Series

Overhead door controls

The Briton 1100 Series offers a choice of the most popular closer options, in a concise, cost-effective package. The system comprises 3 body sizes, each available as standard with a slide-in trimplate or with optional classic square or softline all-over covers.

The combinations of performance and cover options provides a highly comprehensive series of closers which can be suited across a wide range of functions and applications.



Options include projecting and slide arm closers, trimplate and covered versions and electromagnetic hold-open track variants.

Note: All covered variants have a flatform arm as standard. All trimplate variants have screw thread arms as standard.

Certification

- CE Marked to EN 1154
- EN 1155 for electronic versions
- Fire tested to EN 1634 for use on fire doors up to 2hr timber / 4hr steel
- Certifire Approved
- DoP available at www.britoninspec.co.uk

Features & Functions

- Cast aluminium body
- Precision needle roller bearings with rack and pinion mechanism provides efficient operation and high levels of durability.
- High quality silicon chrome alloy steel used for the coil spring.
- High quality hydraulic fluid with built-in temperature compensation.
- Screw thread armset manufactured from forged steel for additional strength and durability supplied for all trimplate variants
- Snap joint arm for quick and easy installation and future maintenance.
- All-over cover option in classic square or rounded softline variants to conceal all fixings and adjustment screws.
- Trimplate option is a simple and cost effective means of concealing fixing and adjustment screws.
- Adjustable power variants.
- Separate closing speed and latch action adjustment.
- Adjustable backcheck (1120B & 1130B).
- Optional hold-open armset. (**Not to be used on fire door applications**).

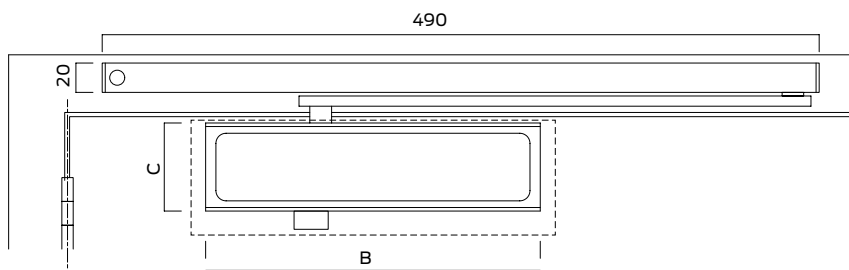
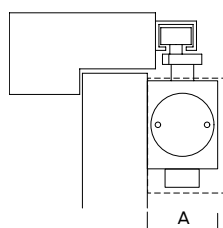
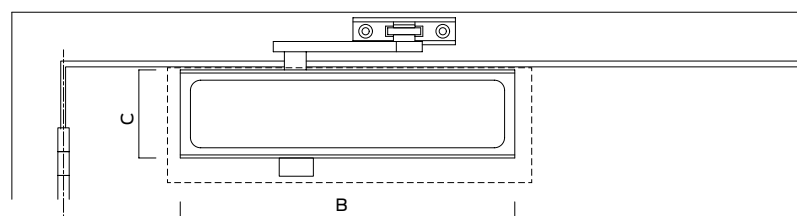
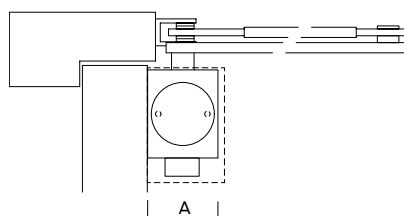
Briton

1100 Series

Overhead door controls

■ Standard □ Available as an option/variant

Product features	Product references				
	1110	1120B	1130B	1110.T	1130B.T
CE marked	■	■	■	■	■
Fixed closing power EN size				3	
Adjustable closing power EN size	2 - 4	2 - 4	2 - 6*		2 - 4
Power adjustment by spring or template	spring	spring	spring	n/a	spring
Maximum angle of opening	180°	180°	180°	180°	180°
Adjustable closing speed & latch action	■	■	■	■	■
Adjustable backcheck		■	■		■
Tri-pack armset	■	■	■		
Mechanical hold-open facility (non fire doors)		□	□		
Projecting arm closer	■	■	■		
Slide channel and arm				■	■
Cover options	Trimplate / C (classic) / S (softline) - all variants				
Guarantee period	10yrs	10yrs	10yrs	10yrs	10yrs
CE Classification	3 8 2-4 1 1 3	4 8 2-4 1 1 3	4 8 2-6 1 1 3	4 8 3 1 1 3	4 8 2-4 1 1 3



closer ref.	1110	1120B	1130B	1110.T	1130B.T
A	38.5	38.5	48	38.5	48
B	207	236	297	207	297
C	60	60	60	60	60

Closers with trimplate

* Note: In parallel mounting position, power size is EN 2 - 5



Allegion (UK) Limited
35 Rocky Lane, Aston, Birmingham B6 5RQ

Tel: +44 (0) 121 380 2400
Email: inspec@allegion.com