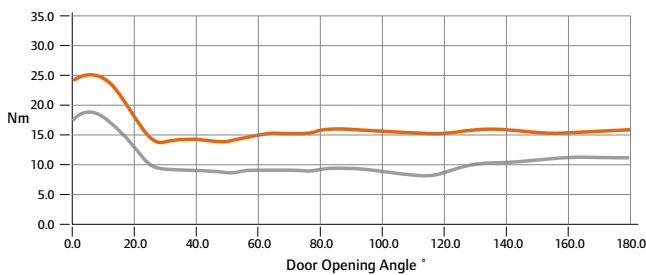




### 2300 Series

#### Cam action door controls

Briton 2300 Series - Easy opening cam action technology in a simple, slimline package. The linear cam action principle of the Briton 2300 Series is extremely efficient. The initial opening force decreases very rapidly as the door opens allowing, in particular, children and the elderly to overcome the closing power without any problem.



#### Force Profile

- Opening Moment
- Closing Moment



Closers are available with slide in trimplate or with all-over Slimline cover in stainless steel. Mounting options include door and transom mounting on push or pull side of the door.

2320 with trimplate - door mounted push side



2320 with softline cover - transom mounted pull side



#### Certification

- CE Marked
- EN 1154 Power 2 - 4
- Fire tested to EN 1634 for use on fire doors up to 2hr timber
- DoP available at [www.britoninspec.co.uk](http://www.britoninspec.co.uk)

#### Features & Functions

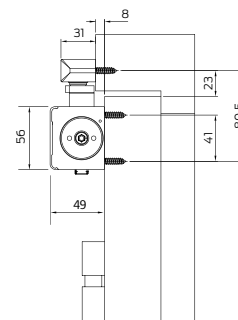
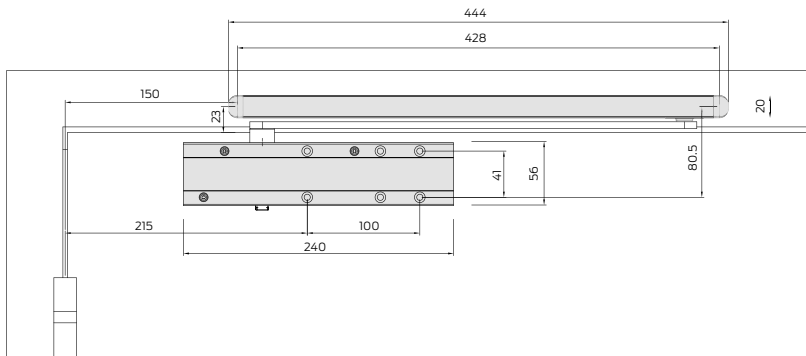
- Extruded aluminium body.
- High performance cam action technology allows reliable closer power setting for fire door applications yet remains easy to open.
- Full complement bearings provide increased bearing load for efficient operation and improved reliability.
- Adjustable power, EN 2-4.
- Silicon chrome alloy steel springs for superior strength and reliability.
- High quality hydraulic fluid with built-in temperature compensation.
- Radiused slide in cover and spindle cap conceals the main door closer fixings and adjustment screws.
- Alternative 'Softline' cover, secured by simple unobtrusive spring clips.
- Co-ordinated track design with concealed fixings.
- Accufit template provides quick and easy installation.
- Optional mechanical hold-open facility (**Not to be used on fire door applications**).

**Briton**

**2300 Series**

**Cam action door controls**

Product features	Product references	
	2320B.T	2321B.T
Pull side door / Push side transom mounting	■	
Push side door / Pull side transom mounting		■
Variable closing power EN size	2 - 4	2 - 4
Accufit template	■	■
Maximum angle of opening*	180°	180°
Closing speed & latch action adjustment	■	■
Adjustable backcheck	■	■
Adjustable delayed action		
In-built temperature compensation	■	■
Mechanical hold-open	□	□
Matching channel, arm & cover finish	■	■
All over metal cover	□	□
Dimensions (trimplate L x D x H mm)	240 x 56 x 49	240 x 56 x 49
Dimensions (with cover L x D x H mm)	270 x 68 x 63	270 x 68 x 63
Channel/slide arm	444 x 20	444 x 20
Warranty period	10yrs	10yrs
<b>CE Classification</b>	4 8 2-4 1 1 3	



**Allegion (UK) Limited**  
35 Rocky Lane, Aston, Birmingham B6 5RQ

Tel: +44 (0) 121 380 2400  
Email: [inspec@allegion.com](mailto:inspec@allegion.com)