

Briton

Cam action door closers

Product overview



For some building users a self-closing fire door can become a barrier to access

The principal objective of a door closer is, not surprisingly, to close a door and in the case of unlatched fire doors in a corridor, to keep the doors closed in the event of a fire. No wonder then that the ease with which such a door can be pulled open can be severely compromised by this opposing force. So much so in fact that many users, including the elderly, small children and those with various physical disabilities, find the door can become a barrier to them accessing the building and its facilities, or at least it becomes an obstacle to be overcome.



The Equalities Act - disability legislation

Legislation aimed at providing universal accessibility of buildings requires service providers to make "reasonable adjustments to the physical features of their premises to overcome barriers to access".

Approved Doc M of the Building Regulations and BS 8300 both provide guidance in establishing recommended maximum opening forces for door controls to assist less able users (refer to page 23 for further information).

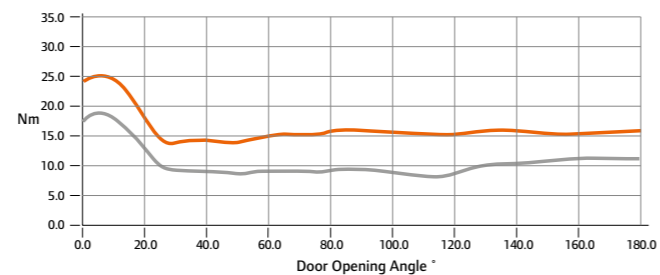
High efficiency Briton closers which are capable of meeting the required levels of opening and closing forces are marked with the "Wheelchair Symbol" but accurate installation, hinge friction, door seals and variable air pressure can all have a bearing on the opening resistance of the final doorset.

For doors which must also meet the stringent closing force requirements for fire door applications, it may be more appropriate to use electromagnetic hold open or swing free closers or a powered opening solution.

Easy Opening, Reliable Closing

In contrast to a conventional rack and pinion door closer in a slide channel application, the linear cam action principle of the Briton Easy Opening Series of door closers is extremely efficient. The initial opening force decreases very rapidly as the door opens allowing, in particular, children and the elderly to overcome the closing power without any problem.

During testing, the Briton cam action closers produced the following torque graph which illustrates the respective opening and closing forces throughout the opening and closing cycle of the door. The measurements were taken with the closer set at power size 3 and show the opening forces well within the requirements of Approved Doc M and BS8300.



Force Profile

Closer 2720 set to EN 3 Power setting

- Opening Moment
- Closing Moment

A model to suit all applications and budgets



The Briton 2700 Series, a high performance, function rich series of surface mounted overhead door closers with adjustable power EN 2 - 5 and electromagnetic hold-open variants.



The Briton 2300 Series provides many of the features of the Briton 2700 but in a slimline and cost effective package. Available in simple trimplate option or with an all-over cover variant.



The Briton 2400 Series offers the full benefits of the Briton cam action in a fully concealed format, offering exceptional performance and aesthetics.

Briton 2700 Series - offering the benefits of easy opening and reliable closing

The Briton 2700 Series is a precision manufactured cam-action, slide channel door closer, in a compact, overhead, surface fixed unit. Providing exceptional ease of use by reducing the resistance encountered when opening the door, the Briton 2700 Series bridges the gap between the requirements for fire and smoke control and ease of operation required for accessibility.



The Briton 2700 Series is CE marked to EN1154 (EN1155 for electronic variants) and fire tested to EN1634 on timber doors to achieve a 2 hour fire rating, and 1 hour for metal doors.



AD0264 (EN 1154)
AE0024 (EN 1155)



Briton 2700 with standard A-Line cover



Briton 2700 with Softline cover in satin stainless steel with matching arm and slide track

Features & Benefits

- A** Briton 2700 Series cast iron door closers have a naturally high graphite content that lubricates inner components with every use, resulting in high levels of durability and long life performance.
- B** High performance cam action technology is extremely efficient, allowing the closer to be set to provide reliable closing power for fire door applications yet still be easy to open.
- C** Full complement bearings provide increased bearing load for efficient operation and improved reliability.
- D** FAST PowerAdjust dial feature allows installers to see the current power setting and adjust the spring power to suit door conditions.
- E** Coil springs manufactured in silicon chrome alloy steel for superior strength and reliability.
- F** High quality hydraulic fluid with built-in temperature compensation ensures reliable performance in temperatures from -15 °C to +40 °C without the need for seasonal adjustments.
- G** Accufit mounting plate, with universal hole pattern incorporates dowel fixings to position the closer body and a spring clip mechanism for a quick and positive fixing of the body cover.
- H** Distinctive all-over metal 'snap-on' cover in a smooth, contemporary design; secured by simple, unobtrusive spring-clips to conceal the main door closer fixings (A-line cover only).
- I** Optional 'Softline' cover design (see image above) to suite with most other Briton closers.
- J** Co-ordinated track design with concealed fixings, provides smooth operation of the opening and closing cycle.

Accufit self adhesive template, together with easy-to-read instructions assist quick and easy installation.

A wide range of adjustable functions for easy adaptation to specific door applications.

Briton 2700 Series door controls are packed complete - reducing the possibility of lost or missing parts.
- 0** See standard control options and adjustments 0 - 4 overleaf, adjustable by Hex socket key.
- 5** Optional mechanical hold-open facility or electromagnetic hold-open option available.



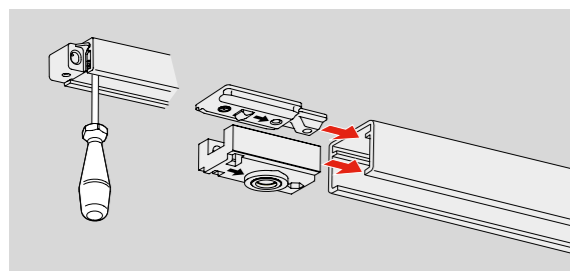
Mechanical hold open unit

The hold open unit is achieved by use of a conversion kit which can be installed into the slide track of the mechanical closers in place of the standard pivot block. It enables doors to be securely held in the open position at the required pre-set angle (adjustable on installation from 80° to 120° depending on model and the mounting application).

The hold open facility can be easily switched on/off and the force required to release the hold open action can be adjusted to suit the weight of door.

Conversion Kit reference 2720.HP

Please note, mechanical hold open is not permitted on fire door applications.



Closer adjustments

Adjustable closing power

The innovative 'FAST PowerAdjust' mechanism provides a visual guide on the EN power level at which the closer has been adjusted.

Adjustable closing speed

Adjustable from 120° opening through to the final 15°.

Adjustable latch action

The speed of closing in the last 15° can be adjusted to overcome seals and latches.

Adjustable delayed action

The closer can be set to close more slowly to give people extra time to pass through the doorway. Adjustable between 70° and 120°.

Adjustable backcheck

To prevent damage to the door, hardware and adjacent walls, caused by the door being flung open or caught by a gust of wind.

Adjustable hold-open

Mechanical and electromagnetic hold-open variants are available to hold the door in the open position.

Mechanical hold-open - 80° - 120°

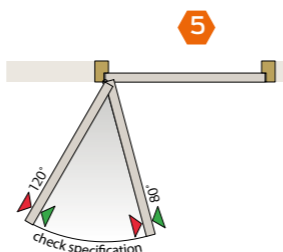
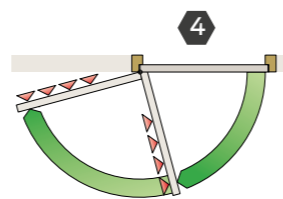
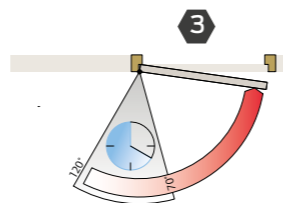
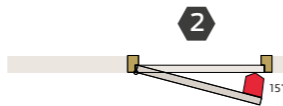
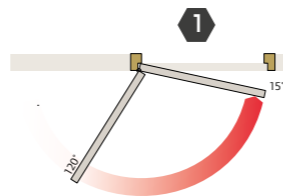
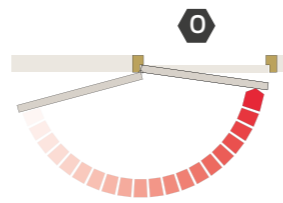
Electromagnetic hold-open - 80° - 120°

Door Mount Pull Side

Door Mount Push Side

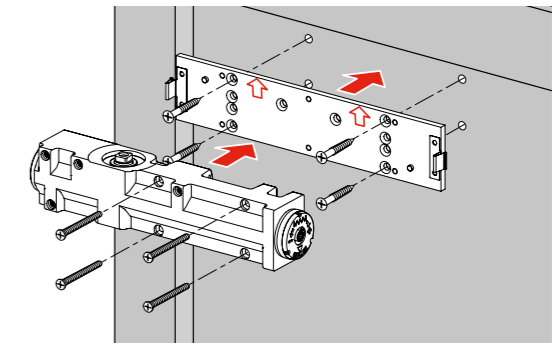
Door Mount Push Side (Upward Fix)

Above angles are subject to hinge projection and surrounding structures.



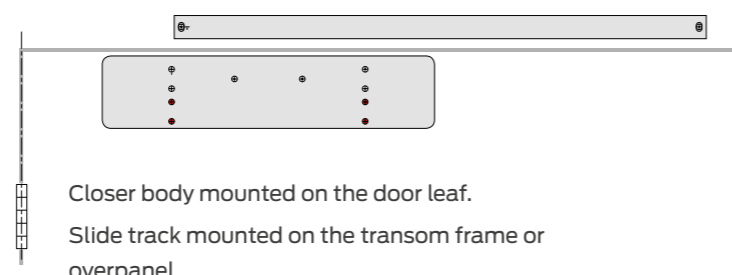
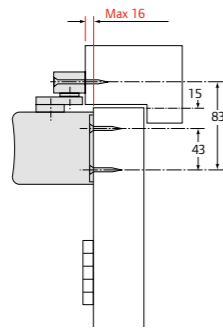
Installation made quick and easy

The efficiency and durability of an overhead door control is greatly improved by accurate installation. The Briton 2700 Series has a number of features aimed at simplifying the installation process, including self adhesive Accufit template and mounting bracket. With the addition of the 'FAST' power adjustment dial and snap-on covers the process is quick and easy too.



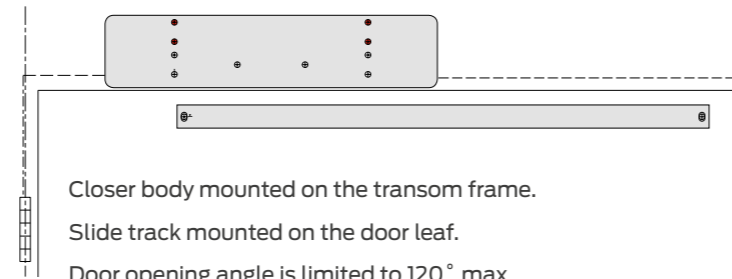
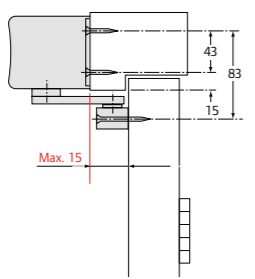
Briton 2700 Series - Installation options

Briton 2720
Pull Side/Door Mounted



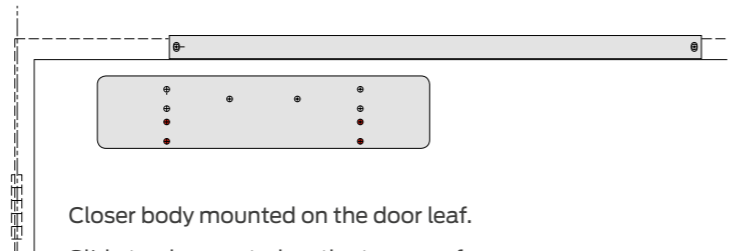
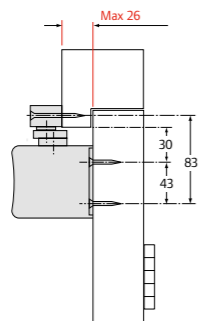
Closer body mounted on the door leaf.
Slide track mounted on the transom frame or overpanel.
Door opening angle is 180° max.

Briton 2720
Push Side/Transom Mounted



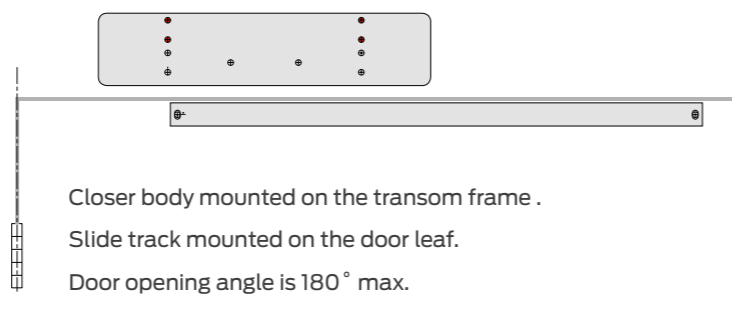
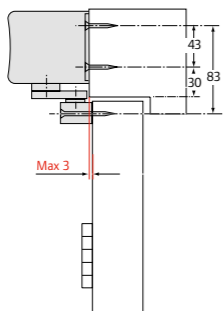
Closer body mounted on the transom frame.
Slide track mounted on the door leaf.
Door opening angle is limited to 120° max.

Briton 2721
Push Side/Door Mounted



Closer body mounted on the door leaf.
Slide track mounted on the transom frame or overpanel.
Door opening angle is limited to 120° max.

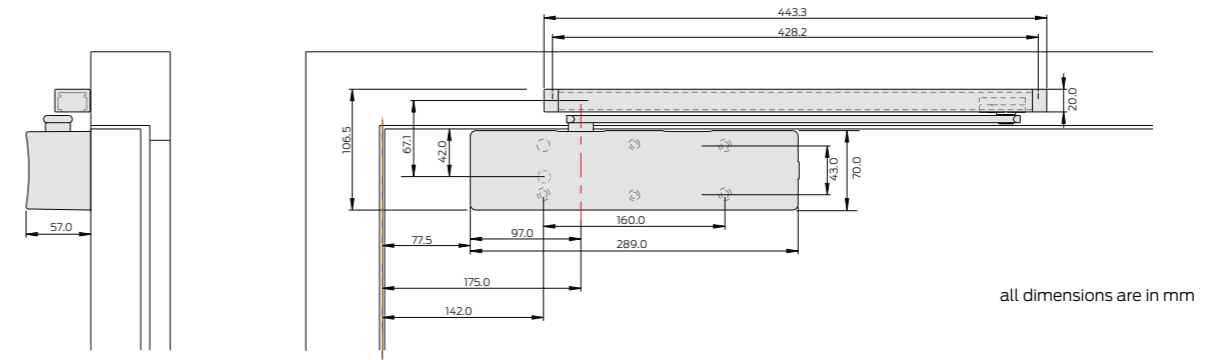
Briton 2721
Pull Side/Transom Mounted



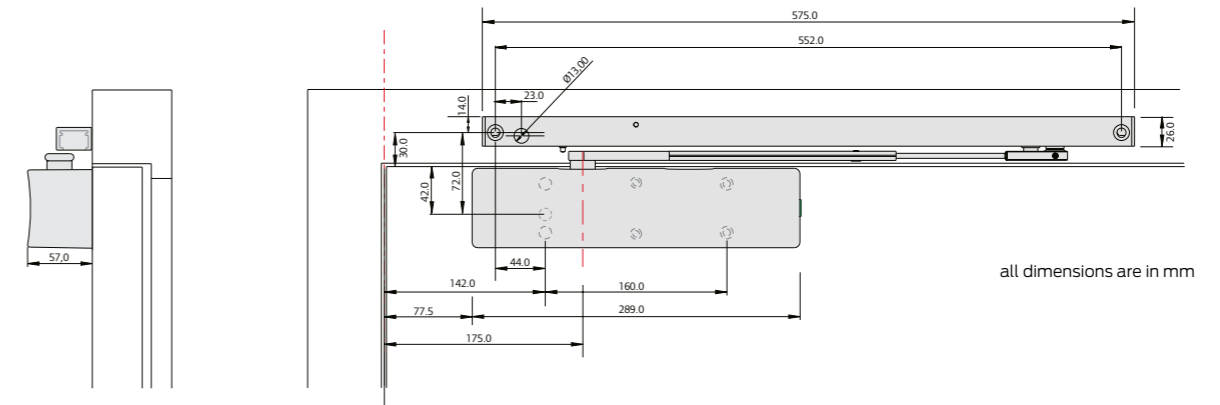
Closer body mounted on the transom frame.
Slide track mounted on the door leaf.
Door opening angle is 180° max.

Briton 2700 Series - Installation options

Standard closers with/without mechanical hold open (door mounted - pull side shown).

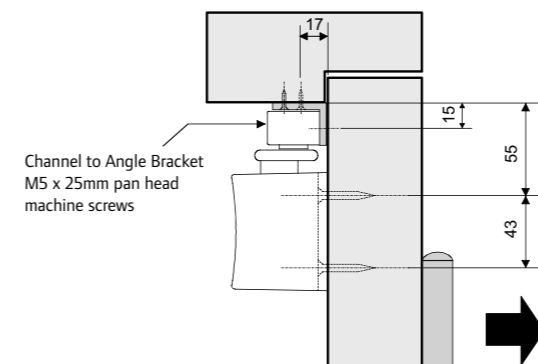


Closers with electromagnetic hold open track (door mounted - pull side shown).



Mounting option

2721.DVP mounting bracket suitable for doors with a deep reveal.



Briton 2700 Series - Specifications

The Briton 2700 Series is available in 3 models:

Standard model - Overhead door closer with slide channel conforming to the requirements of EN 1154, with adjustable power sizes 2 to 5. The closer and slide track are suitable for both left and right hand applications and can be installed on the push or pull side of the door or to the transom (see page 5).

Mechanical hold-open application - Overhead door closer with slide track incorporating an adjustable mechanical hold-open device. Hold-open angle can be adjusted from 80° to 120° and allows the door to be manually released from the hold-open position with adjustable power sizes 2 to 5.

The closer and slide channel are suitable for both left and right hand applications and can be installed on the push or pull side of the door or to the transom.

Additional hold-open/conversion kit required Ref: 2720.HP

Mechanical hold-open models must not be used on fire and smoke doors.

Electromagnetic hold-open application - Overhead door closer with slide track incorporating an electromagnetic hold-open device. Hold-open angle can be adjusted from approximately 80° to 120° and allows the door to be manually released from the hold-open position. The closer conforms to the requirements of EN 1154, with adjustable power sizes 3 to 5 and to the requirements of EN 1155 for electromagnetic hold-open devices. The closer and slide channel are suitable for both left and right hand applications and can be installed on the push or pull side of the door. Suitable for fire and smoke doors when connected to an alarm system.

Finishes

The Briton 2700 Series is available with covers, arms and slide track in a selection of architectural finishes as standard.

- SSS - Satin stainless steel.
- PSS - Polished stainless steel.
- PBS - Polished brass.
- SES - Sprayed silver.

Electroplated metallic finishes



satin stainless steel (SSS)



polished stainless steel (PSS)



polished brass (PBS)

Standard sprayed finishes



silver (SES)

Briton 2700 Series - Specifications

Specification

The Briton 2700 Series is CE marked to EN1154 (performance) and certified to EN1634-1 (fire) and EN1155 (electromechanical hold-open variants).

- Adjustable EN power sizes 2 - 5 and 2 - 4 in transom push side mounting.
- 'FAST PowerAdjust' function – in built visible strength regulator.
- Cast iron mechanism with cam action technology.
- Unique A-Line metal all over cover in a range of finishes.
- 'Accufit' Installation self-adhesive template for quick and accurate positioning and first fix mounting plate for easy installation.
- Backcheck and delayed action as standard.
- Optional mechanical and electromagnetic hold open facility.
- Two separate models to satisfy all applications.
- 10 year* performance guarantee for reassurance. *2 year electrical guarantee.

Product features		Product references			
EN Closer size	max. door size [width - weight]	2720BD.T	2721BD.T	2720BD.TE	2721BD.TE
1	750mm - 20kg				
2	850mm - 40kg	■	■		
3	950mm - 60kg	■	■	■	■
4	1100mm - 80kg	■	■	■	■
5	1250mm - 100kg	■*	■	■	■
6	1400mm - 120kg				
Pull side door / Push side transom mounting		■		door mount only	
Push side door / Pull side transom mounting			■		door mount only
Variable closing power EN size		2 - 5*	2 - 5	3 - 5	3 - 5
FAST power adjust		■	■	■	■
Accufit template & Accufit mounting plate		■	■	■	■
Maximum angle of opening (pull side)		180°	180°	120°	120°
Separate closing speed & latch action adjustment		■	■	■	■
Adjustable backcheck		■	■	■	■
Adjustable delayed action		■	■	■	■
In-built temperature compensation		■	■	■	■
Electromagnetic hold open facility				■	■
Matching slide channel, arm & cover finish		■	■	■	■
Dimensions (body L x D x H mm)		289 x 57 x 70	289 x 57 x 70	289 x 57 x 70	289 x 57 x 70
Channel/slide arm		443 x 20	443 x 20	443 x 20	443 x 20
Warranty period		10yrs	10yrs	10yrs mechanical / 2yrs electrical	
CE Classification		4 8 2-5 1 1 3		3 8 3-5 1 1 3	

* EN 2 - 4 when push-side transom mounted



The Briton 2700 Series is type tested and independently certified for conformity to all the requirements of EN 1154 and EN 1155. They are CE marked and classified as shown in the table above.

PLEASE NOTE: Door closers fitted with a mechanical hold-open device CANNOT be CE marked.

For Declaration of Performance please go to:
www.britondops.co.uk

Briton 2300 Series - Easy opening cam action technology in a simple, slimline package



The Briton 2300 Series incorporates the same high efficiency cam action as the Briton 2700 Series, providing the same exceptional ease of use by reducing the resistance encountered when initialising the opening of the door.

The Briton 2300 Series is offered as a simplified version of the Briton 2700 and is available with either a slide in trimplate or with a curved 'Softline' all-over cover which will suite with other Briton overhead door controls.

Easy Opening, Reliable Closing

In contrast to a conventional rack and pinion door closer in a slide channel application, the linear cam action principle of the Briton 2300 Series is extremely efficient. The initial opening force decreases very rapidly as the door opens allowing, in particular, children and the elderly to overcome the closing power without any problem.

The Briton 2300 Series is CE marked to EN1154 and fire tested to EN1634 on timber doors to achieve a 2 hour fire rating.



AD5118 (EN 1154)



Briton 2300 closer options showing the radiused slide in trimplate which covers all the fixings and adjustment screws or the optional all-over 'Softline' cover which is available in a range of finishes.

This option provides an opportunity to suite the Briton 2300 closer with other Briton closers.

Features & Benefits

- A** Briton 2300 Series has an extruded aluminium body.
- B** High performance cam action technology is extremely efficient, allowing the closer to be set to provide reliable closing power for fire door applications yet still be easy to open.
- C** Full complement bearings provide increased bearing load for efficient operation and improved reliability.
- D** Power adjustment allows installers to adjust the spring power to suit the size and location of the door.
- E** Coil springs manufactured in silicon chrome alloy steel for superior strength and reliability.
- F** High quality hydraulic fluid with built-in temperature compensation ensures reliable performance in temperatures from -15 °C to +40 °C without the need for seasonal adjustments.
- G** A radiused slide in cover and spindle cap is available to conceal the main door closer fixings and adjustment screws.
- H** An alternative 'all-over' cover is also available, secured by simple unobtrusive spring clips and providing a smooth, contemporary look.
- I** Co-ordinated track design with concealed fixings, provides smooth operation of the opening and closing cycle.
Accufit template, together with easy-to-read instructions assist quick and easy installation. Briton 2300 Series door controls are packed complete - reducing the possibility of lost or missing parts.
- O** See standard control options and adjustments 0 - 3 overleaf, adjustable by Hex socket key.
- 5** Optional mechanical hold-open facility.

Briton 2300 Series - Adjustments

Installation made quick and easy

As with the the Briton 2700, the Briton 2300 Series utilises the self adhesive Accufit template to accurately position the closer during installation.



Closer adjustments

Adjustable closing power
EN 2 - 4 power level adjustment.

Adjustable closing speed

Adjustable from 120° opening through to the final 15°.

Adjustable latch action

The speed of closing in the last 15° can be adjusted to overcome seals and latches.

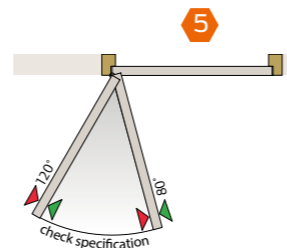
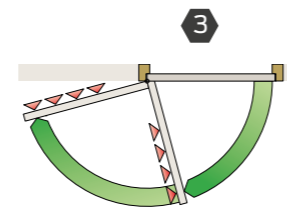
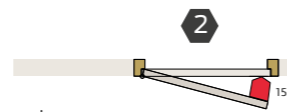
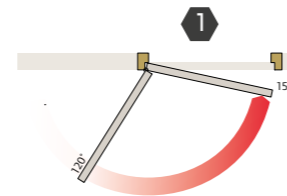
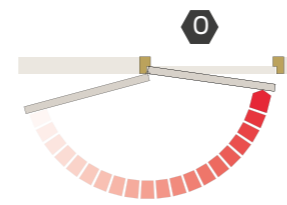
Adjustable backcheck

To prevent damage to the door, hardware and adjacent walls, caused by the door being flung open or caught by a gust of wind. The angle is adjustable between 70° and 180°.

Adjustable hold-open

Mechanical hold-open variants are available to hold the door in the open position.

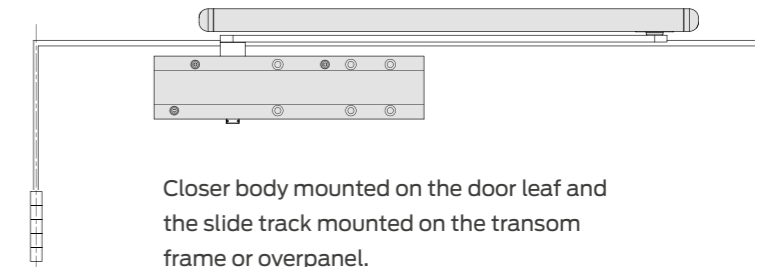
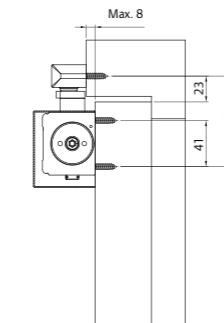
Mechanical hold open 80° - 120° Max.



Briton 2300 Series - Installation options

Briton 2320

Pull Side/Door Mounted

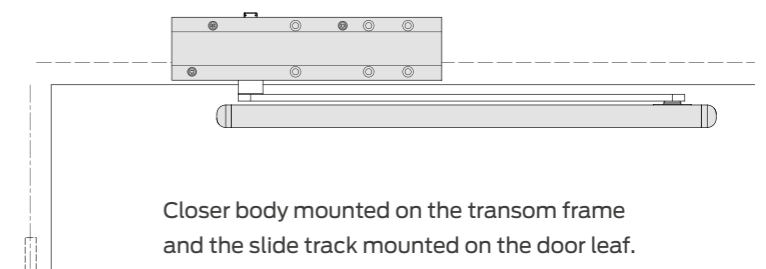
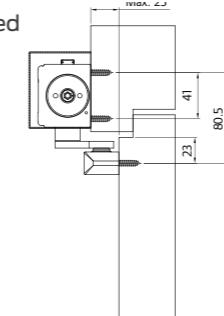


Closer body mounted on the door leaf and the slide track mounted on the transom frame or overpanel.

Door opening angle is 180° max.

Briton 2320

Push Side/Transom Mounted

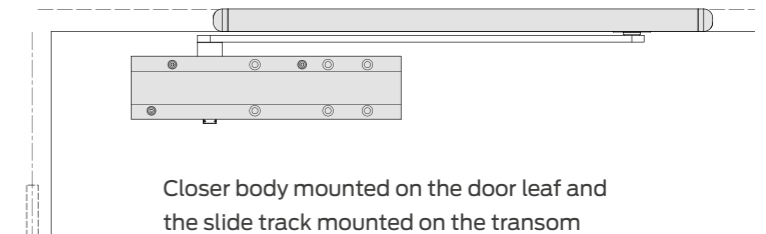
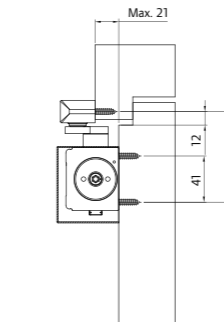


Closer body mounted on the transom frame and the slide track mounted on the door leaf.

Door opening angle is limited to 120° max.

Briton 2321

Push Side/Door Mounted

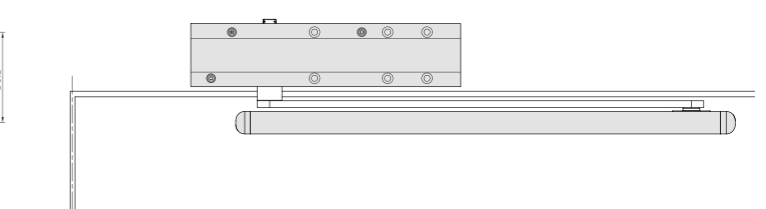
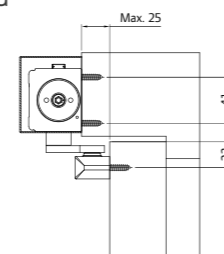


Closer body mounted on the door leaf and the slide track mounted on the transom frame or overpanel.

Door opening angle is limited to 120° max.

Briton 2321

Pull Side/Transom Mounted

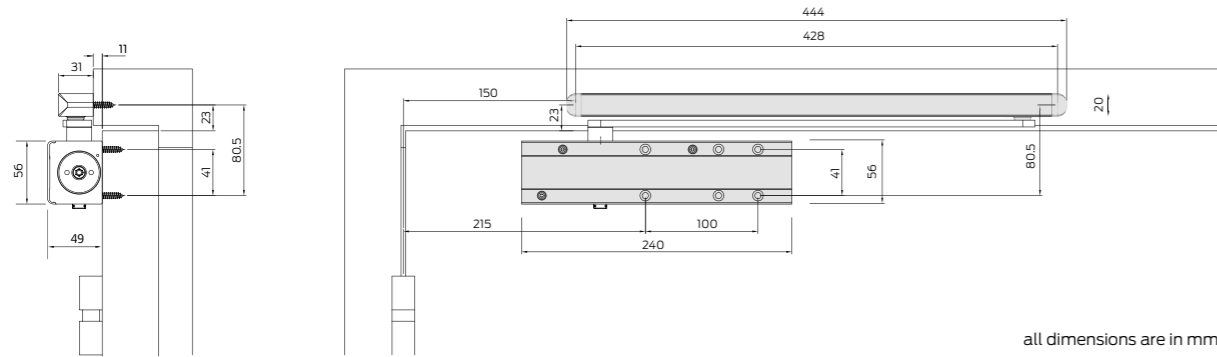


Closer body mounted on the transom frame and the slide track mounted on the door leaf.

Door opening angle is 180° max.

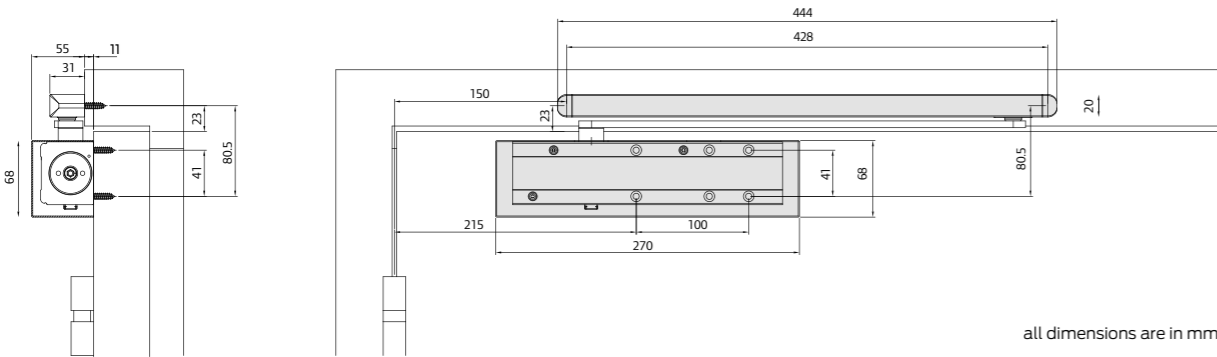
Briton 2300 Series - Specifications

Closers with slide in trimplate

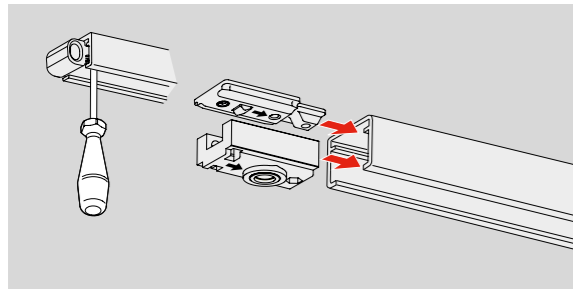


all dimensions are in mm

Closers with all over cover



all dimensions are in mm



Mechanical Hold Open Unit

The hold open unit is achieved by use of a conversion kit which can be installed into the slide track of the mechanical closers in place of the standard pivot block. It enables doors to be securely held in the open position at the required pre-set angle (adjustable on installation from 80° to 120° depending on model and the mounting application).

The hold open facility can be easily switched on/off and the force required to release the hold open action can be adjusted to suit the weight of door.

Conversion Kit reference **2320.HP**

Please note, mechanical hold open is not permitted on fire door applications.

Specification

The Briton 2300 Series is CE marked to EN 1154 (performance) and certified to EN 1634-1 (fire).

- Adjustable EN power sizes 2 to 4.
- CE marked.
- Power adjustment by regulator.
- Extruded aluminium body with cam action technology.
- Slide in radiused cover plate.
- Optional all-over metal cover.
- 'Accufit' Installation self-adhesive template for quick and accurate positioning.
- Adjustable backcheck as standard.
- 180° opening.
- Optional mechanical hold open facility.
- Two separate models to satisfy all applications.
- 10 year performance guarantee.

Briton 2300 Series - Specifications

The Briton 2300 Series is available in 2 models:

Standard Model - Overhead door closer with slide channel conforming to the requirements of EN 1154, with adjustable power sizes 2 to 4. The closer and slide track are suitable for both left and right hand applications. Two models are available and must be specified according to the mounting position required - installed on the push or pull side of the door or to the transom. See diagrams on page 11.

Mechanical Hold-Open Application - Overhead door closer with slide track incorporating an adjustable mechanical hold-open device. Hold-open angle can be adjusted from 80° to 120° and allows the door to be manually released from the hold-open position with adjustable power sizes 2 to 4.

Additional hold-open/conversion kit required Ref: **2320.HP**

Mechanical hold-open models must not be used on fire and smoke doors.

Product features		Product references	
EN Closer size	max. door size [width - weight]	2320B.T	2321B.T
1	750mm - 20kg		
2	850mm - 40kg	■	■
3	950mm - 60kg	■	■
4	1100mm - 80kg	■	■
5	1250mm - 100kg		
6	1400mm - 120kg		
Pull side door / Push side transom mounting		■	
Push side door / Pull side transom mounting			■
Variable closing power EN size		2 - 4	2 - 4
Accufit template and Accufit mounting plate		■	■
Maximum angle of opening*		180°	180°
Separate closing speed & latch action adjustment		■	■
Adjustable backcheck		■	■
Adjustable delayed action			
In-built temperature compensation		■	■
Mechanical hold-open		□	□
Matching slide channel, arm & cover finish		■	■
All over metal cover		□	□
Dimensions (with trimplate L x D x H mm)		240 x 56 x 49	240 x 56 x 49
Dimensions (with cover L x D x H mm)		270 x 68 x 63	270 x 68 x 63
Channel/slide arm		444 x 20	444 x 20
Warranty period		10yrs	10yrs
CE Classification		4 8 2-4 1 1 3	

■ Standard

□ Optional

* When door mounted.

Transom mounted closers are restricted to 120° opening.

For Declaration of Performance please go to:

www.britondops.co.uk

The Briton 2300 Series is available in the following standard finishes.

Covered Models

Electroplated metallic finishes

Standard sprayed finishes

Trimplate Models

Standard sprayed finishes



satin stainless steel (SSS)



polished stainless steel (PSS)



silver (SES)



silver (SES)

Briton 2400 Series - Cam action in a compact concealed overhead closer



Versatile and elegant

The Briton 2400 Series is a precision manufactured cam-action, slide channel door closer, in a compact concealed unit. With the closer body mounted within the top of the door and the slide track within the head frame, the Briton 2400 Series offers high resistance to abuse and offers a highly aesthetic solution being fully concealed when the door is closed. Suitable for doors 44mm thick and above.

Providing exceptional ease of use by reducing the resistance encountered when opening the door, the Briton 2400 Series bridges the gap between the requirements for fire and smoke control and ease of operation required for accessibility.

The Briton 2400 Series is CE marked to EN1154 and fire tested to EN1634-1 on timber doors to achieve a 1 hour fire rating when installed with the approved intumescent gasket set (Briton 2420.IP).



Features & Benefits

- A** Briton 2400 Series has a compact extruded aluminium body requiring minimal removal of material from the door and frame.
- B** High performance cam action technology is extremely efficient, allowing the closer to be set to provide reliable closing power for fire door applications yet still be easy to open.
- C** Needle roller bearings provide increased bearing load for efficient operation and improved reliability.
- D** Power adjustment allows installers to adjust the spring power to suit the size and location of the door.
- E** Coil springs manufactured in silicon chrome alloy steel for superior strength and reliability.
- F** High quality hydraulic fluid with built-in temperature compensation ensures reliable performance in temperatures from -15 °C to +40 °C without the need for seasonal adjustments.
- G** Aluminium slide track 23mm wide.
- H** Powder coated steel track arm with nylon runner.
- I** Ideally suited to factory preparation of the door and frame.
Briton 2400 Series door controls are packed complete - reducing the possibility of lost or missing parts.
Non handed design is suitable for all applications and has a maximum opening angle of 120°.
- O** See standard control options and adjustments 0 - 2 overleaf, adjustable by Hex socket key.
- 4** Optional cushion stop (ref: 2420.CS) helps prevent doors from coming into contact with adjacent walls (note: this is not a backcheck function).
- 5** Optional mechanical hold-open unit can be retrofitted into the slide track.

Briton 2400 Series - Adjustments

Installation

For all overhead door closers to function efficiently, accurate and correct installation is required. This will not only enable the closer to perform to its designed specification but will provide extended life cycles.

The concealed Briton 2400 Series closer benefits particularly from factory preparation of the door and frame. This minimises the amount of material removed from the door, an essential aspect in fire door applications in particular.



Intumescent gasket set (2420.IP)

A significant amount of fire resisting doorset material is removed when concealed closers are mortised into the door leaf. The intumescent gasket set will provide the additional performance that is required to protect the door from integrity failure during fire conditions.

It is particularly important with these closers to check that the details of the fire test certification are relevant to your intended door application.

Closer adjustments

Adjustable Closing Power
EN 2 - 4 power level adjustment.

Adjustable Closing Speed

Adjustable from 120° opening through to the final 15°.

Adjustable Latch Action

The speed of closing in the last 15° can be adjusted to overcome seals and latches.

Adjustable Hold-Open

Mechanical hold-open option is available to hold the door in the open position (see below).

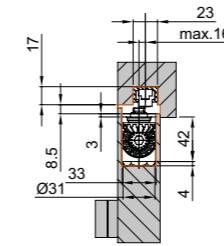
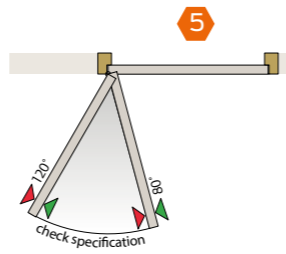
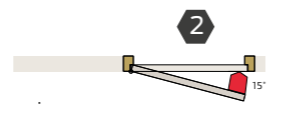
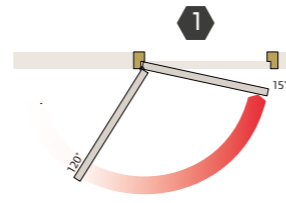
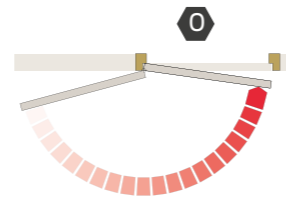
Mechanical Hold Open Unit

The hold open unit is achieved by use of a conversion kit which can be installed into the slide track of the mechanical closers in place of the standard pivot block. It enables doors to be securely held in the open position at the required pre-set angle (adjustable on installation from 80° to 120° depending on model and the mounting application).

The hold open facility can be easily released.

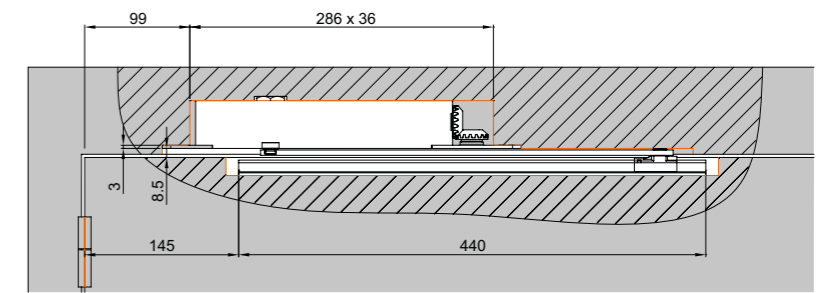
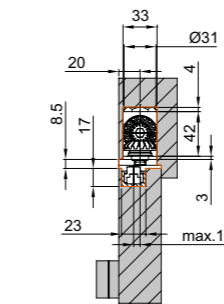
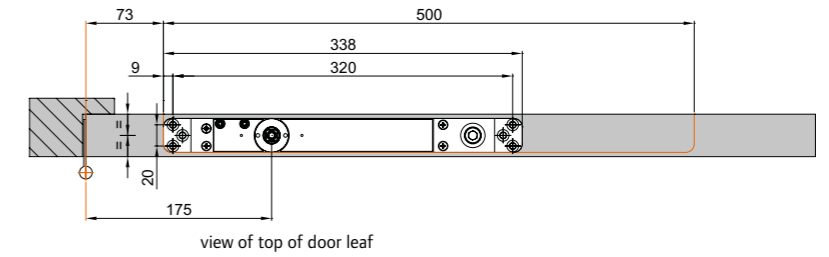
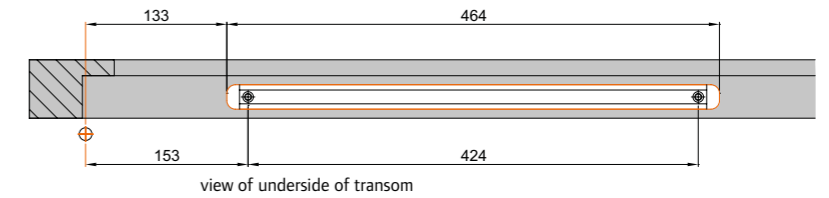
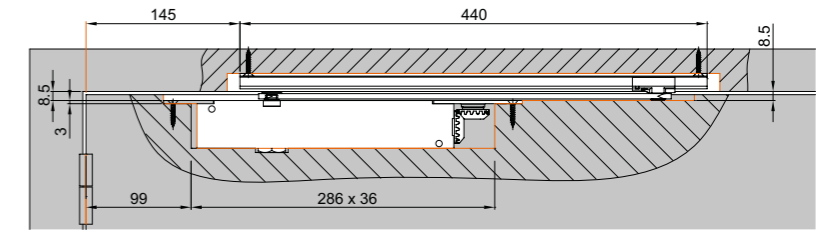
Conversion Kit reference **2420.HP**

Please note, mechanical hold open is not permitted on fire door applications.



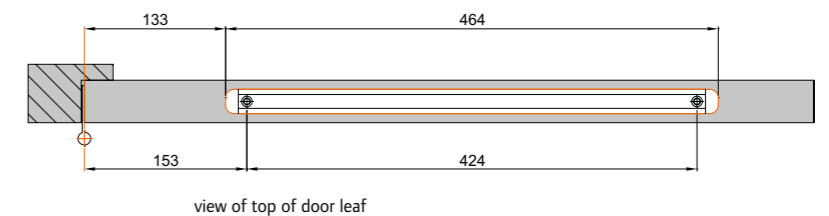
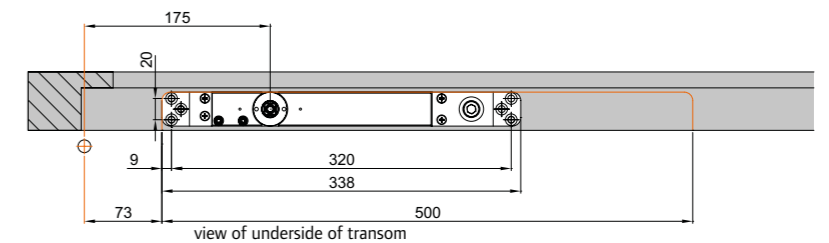
Door Mounted

With the closer body mounted in the top of the door leaf and the slide track in the underside of the transom or head frame.

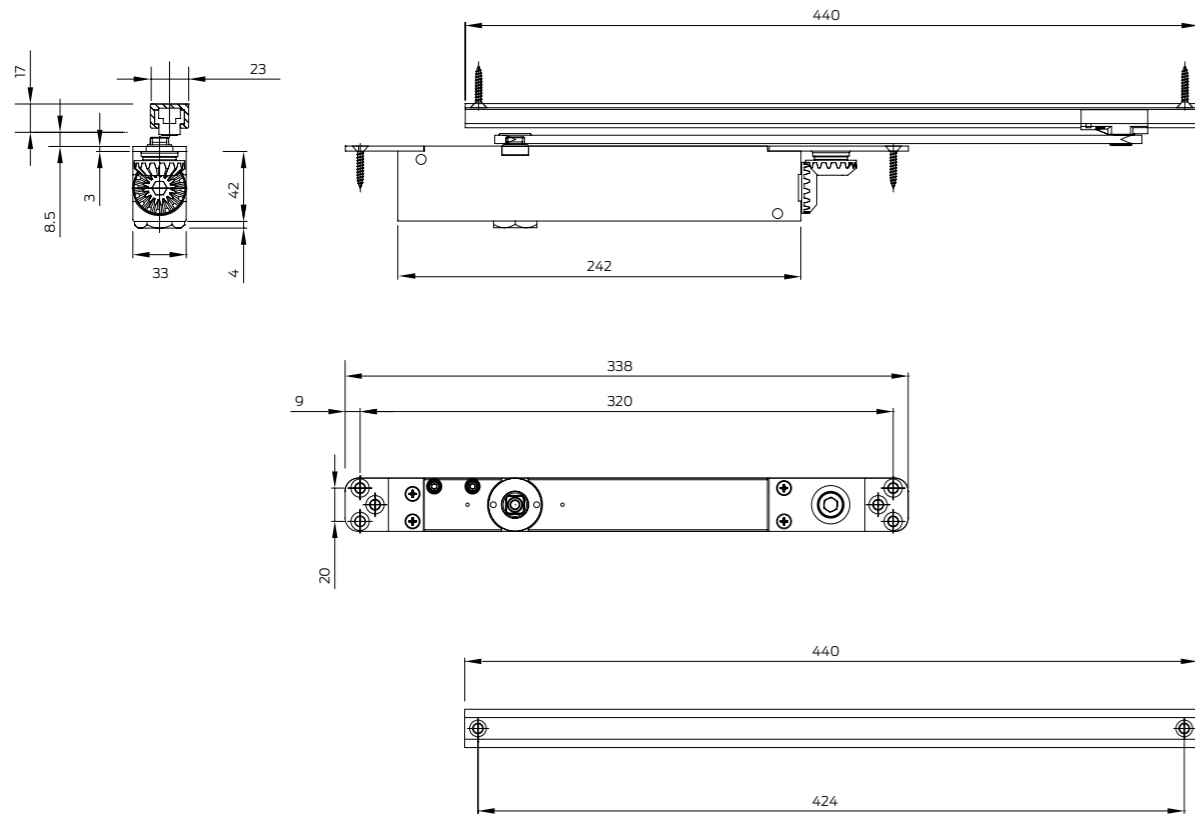


Transom Mounted

With the closer body mounted in the underside of the transom and the slide track in the top of the door.



Briton 2400 Series - Specifications



Specification

The Briton 2420 Series is CE marked to EN 1154 (performance) and certified to EN 1634-1 (fire).

- Concealed door closer to EN 1154.
- Adjustable EN power sizes 2 to 4.
- CE marked.
- Extruded aluminium body with cam action technology.
- Power adjustment by regulator.
- Adjustable closing speed and latch action.
- Optional cushioning stop (Ref: 2420.CS).
- Slimline aluminium slide track.
- 10 year performance guarantee.

For Declaration of Performance please go to:

www.britondops.co.uk

Finishes

Electroplated metallic finishes

Sprayed finish



satin stainless steel (SSS)



polished stainless steel (PSS)



silver (SES)

Product features		Product references
EN Closer size	max. door size [width - weight]	2420T
1	750mm - 20kg	
2	850mm - 40kg	■
3	950mm - 60kg	■
4	1100mm - 80kg	■
5	1250mm - 100kg	
6	1400mm - 120kg	
CE marked and EN 1154 compliant		■
Variable closing power EN size		2 - 4
Min. door thickness for FD60 doors		54mm
Max. angle of opening		120°
Separate closing speed & latch action adjustment		■
Adjustable backcheck		
In-built temperature compensation		■
Cushion stop		□
Hold open facility		□
Arm & track finish		Silver, SS or PS
Dimensions (L x D x H mm)		242 x 42 x 32
Channel/slide arm		440 x 17
Warranty period		10yrs
CE Classification		3 8 2-4 1 1 3

■ Standard

□ Optional

Briton Easy Opening Door Closers

Access For All

Improved accessibility in and around a building is becoming an increasing requirement in many environments. For some building users a self-closing fire door can become a barrier – or at least an obstacle. Many countries are introducing laws or building regulations to ensure building owners take reasonable measures to avoid this situation. The Briton Cam action door closer helps the building owner meet their responsibilities and enhances user experience.

Opening v Closing Forces

For accessibility, Approved Document M and BS8300 stipulate opening forces whereas for fire safety, EN 1154 quotes closing moment. The two forces conflict. Doors which need to be fire resisting must satisfy both the requirements of the maximum opening force for accessibility and minimum closing moment for fire safety. Non fire resisting doors only need to satisfy the maximum opening force requirements of BS 8300.

BS8300 Incorporating Amendment No.1 – 7.3.1 states:

"For disabled people to have independent access through single or double swing doors, the opening force, when measured at the leading edge of the door, should not be more than 30N from 0° (door in the closed position) to 30° open, and not more than 22.5N from 30° to 60° of the opening cycle."

"The ability of a controlled door closing device to close effectively while keeping within the opening force limits depends on its efficiency and the resistances from edge seals, hinge friction, latch resistance and differential air pressure. The opening force should be checked using a plunger type force measuring instrument."



Maintenance

Door closers are crucial to the safety of a building and its occupants and consequently the correct operation of the door should be checked regularly against the effects of wear & tear and abuse.

- Only non corrosive and non abrasive cleaning agents should be used.
- Check all fixings are secure and make a visual check for faults and wear.
- Check the correct functioning of the door; that the door closes properly into the frame and the latch, if fitted, secures the door firmly in position.
- Make any adjustments as necessary for closing power/closing speed and latch action.
- Lubricate all external moving parts on the arm and pivot linkage.
- Ensure the closer is clean and free from all debris.
- For electromagnetic hold open closers ensure the system is operating correctly by using the test button located on the underside of the track.

Cl/Sfb	(31.59)	X	
Uniclass	L41B1		

November 2015

Allegion

Allegion (NYSE: ALLE) helps keep people safe and secure where they live, work and visit. A leading provider of security products and solutions for homes and businesses, Allegion offers products under 23 global brands. Allegion specialises in security around the doorway and beyond: everything from residential and commercial locks, door closers and exit devices, steel and automatic doors and frames to electronic and biometric access control and workforce productivity systems. Allegion is a \$2 billion business employing more than 7,600 people and offering products in more than 120 countries across the world.

Allegion's portfolio includes strategic brands CISA®, Interflex®, LCN®, Schlage® and Von Duprin®, and other brands include aptiQ®, Briton™, Bricard®, Dalco®, Dor-O-Matic, Dexter by Schlage®, Falcon®, Fusion Hardware Group™, Glynn-Johnson®, ITO Kilit™, Ives®, Kryptonite®, Legge®, Martin Roberts™, Normbau™, Randi™, Steelcraft®, XceediD®.

For more, visit allegion.com



Allegion (UK) Limited

Bescot Crescent
Walsall
West Midlands
WS1 4DL

Tel: +44 (0) 1922 707400
Email: contactuk@allegion.com
Web: allegion.com/uk